



**BOARD OF TRUSTEES  
HIGH SCHOOL ENROLLMENT  
BOARD WORKSHOP**

**Board of Trustees**  
Joyce Dalessandro  
Beth Hergesheimer  
Amy Herman  
Maureen "Mo" Muir  
John Salazar

**Superintendent**  
Rick Schmitt

**Union High School District**

**MONDAY, AUGUST 31, 2015  
6:00 PM**

**CARMEL VALLEY MIDDLE SCHOOL, PERFORMING ARTS CENTER  
3800 MYKONOS LANE, SAN DIEGO, CA 92130**

*Welcome to the meeting of the San Dieguito Union High School District Board of Trustees.*

**PUBLIC COMMENTS**

If you wish to speak regarding an item on the agenda, please complete a speaker slip located at the sign-in desk and present it to the Secretary to the Board prior to the start of the meeting. When the Board President invites you to the podium, please state your name, address, and organization before making your presentation.

Persons wishing to address the Board on any school-related issue not elsewhere on the agenda are invited to do so under the "Public Comments" item. If you wish to speak under Public Comments, please follow the same directions (above) for speaking to agenda items. Complaints or charges against an employee are not permitted in an open meeting of the Board of Trustees.

In the interest of time and order, presentations from the public are limited to three (3) minutes per person, per topic. The total time for agenda and non-agenda items shall not exceed twenty (20) minutes. An individual speaker's allotted time may not be increased by a donation of time from others in attendance.

In accordance with the Brown Act, public comments are limited to item(s) on the published agenda. The Board may only 1) acknowledge receipt of the information, 2) refer to staff for further study, or 3) refer the matter to the next agenda.

**PUBLIC INSPECTION OF DOCUMENTS**

In compliance with Government Code 54957.5, agenda-related documents that have been distributed to the Board less than 72 hours prior to the Board Meeting will be available for review on the district website, [www.sduhsd.net](http://www.sduhsd.net) and/or at the district office. Please contact the [Office of the Superintendent](#) for more information.

**CONSENT CALENDAR**

All matters listed under Consent are those on which the Board has previously deliberated or which can be classified as routine items of business. An administrative recommendation on each item is contained in the agenda supplements. There will be no separate discussion of these items prior to the time the Board of Trustees votes on the motion unless members of the Board, staff, or public request specific items to be discussed or pulled from the Consent items. To address an item on the consent calendar, please follow the procedure described under *Comments on Agenda Items*.

**CLOSED SESSION**

The Board will meet in Closed Session to consider qualified matters of litigation, employee negotiations, student discipline, employee grievances, personnel qualifications, or real estate negotiations which are timely.

**CELL PHONES / ELECTRONIC DEVICES**

As a courtesy to all meeting attendees, please set cell phones and electronic devices to silent mode and engage in conversations outside the meeting room.

In compliance with the Americans with Disabilities Act, if you need special assistance, disability-related modifications, or accommodations, including auxiliary aids or services, in order to participate in the public meetings of the District's Governing Board, please contact the [Office of the Superintendent](#). Notification 72 hours prior to the meeting will enable the District to make reasonable arrangements to ensure accommodation and accessibility to this meeting. Upon request, the District shall also make available this agenda and all other public records associated with the meeting in appropriate alternative formats for persons with a disability.

**SAN DIEGUITO UNION HIGH SCHOOL DISTRICT  
BOARD OF TRUSTEES  
HIGH SCHOOL ENROLLMENT BOARD WORKSHOP  
AGENDA**

**MONDAY, AUGUST 31, 2015  
6:00 PM**

**CARMEL VALLEY MIDDLE SCHOOL, PERFORMING ARTS CENTER  
3800 MYKONOS LANE, SAN DIEGO, CA 92130**

---

The Governing Board of the San Dieguito Union High School District has scheduled a High School Enrollment Board Workshop for Monday, August 31, 2015, at the above location.

1. CALL TO ORDER ..... 6:00 PM

**INFORMATION ITEMS**

2. HIGH SCHOOL ENROLLMENT

A. STAFF PRESENTATION & BOARD DISCUSSION

B. PUBLIC COMMENTS

In accordance to the Brown Act, public comments are limited to item(s) listed on this agenda. The Board may 1) acknowledge receipt of the information, 2) refer to staff for further study, or 3) refer the matter to the next agenda.

C. BOARD DISCUSSION CONTINUED

3. ADJOURNMENT

# **SDUHSD Board Workshop on High School Enrollment August 31, 2015**

# Tonight's Agenda

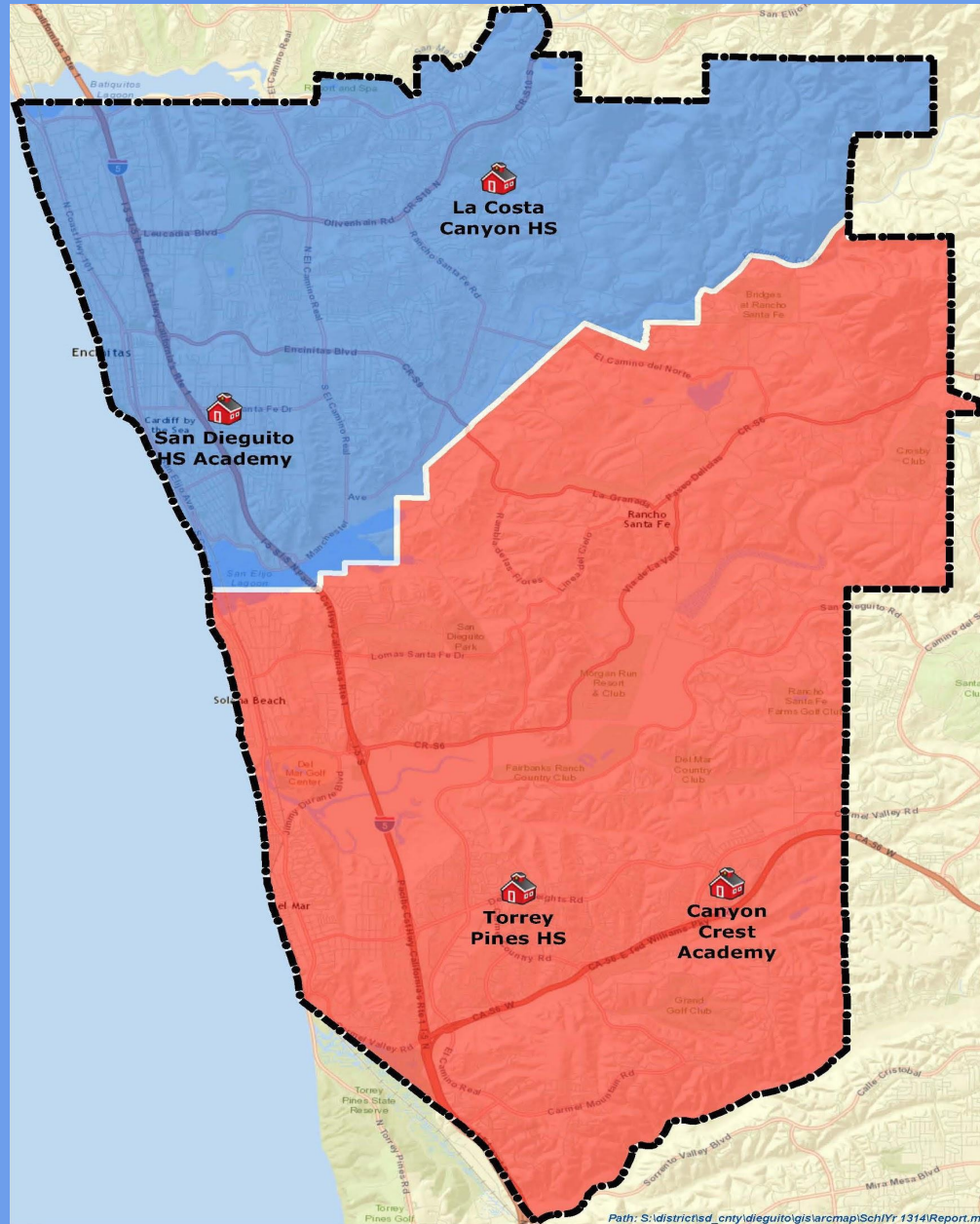
- Key topics related to enrollment:
  - History & current practices
  - Legal requirements
  - Demographics & school enrollment
  - CFD's & school enrollment
  - Program equity
- Discussion of enrollment options & input
- Board discussion
- Public comment
- Board discussion/direction

# SDUHSD High School Enrollment History

- 1937-1974: One high school (SDHS), one attendance area (AA)
- 1974: Established first set of AA's for high schools (SDHS & TPHS)

# Current LCCHS/TPHS Attendance Areas

ITEM 2



# SDUHSD High School Enrollment History

- 1937-1974: One high school (SDHS), one attendance area (AA)
- 1974: Established first set of AA's for high schools (SDHS & TPHS)
- 1996: Established first non-AA school (SDHSA)
- 2004 - Established second non-AA school (CCA)

# SDUHSD's Current HS Enrollment Practices

- Each incoming 9<sup>th</sup> grade student declares for one of our four high schools
- 10<sup>th</sup>-12<sup>th</sup> grade students declare only if they want to change schools
- Lottery conducted if number of students declaring for SDHSA/CCA exceeds available capacity of the school - waitlist if needed
- Lottery is completely random selection – only priority is for siblings of continuing students
- Historically, we've given priority to 9th graders



# SDHSA Lottery & Waitlist History

Year	Freshman Applicants	Initial Waitlist	Final Waitlist	% Offered Enrollment
2008-09	498	54	0	100%
2009-10	502	110	0	100%
2010-11	546	95	0	100%
2011-12	512	112	32	93.7%
2012-13	477	0	0	100%
2013-14	484	0	0	100%
2014-15	591	64	0	100%
2015-16	601	0	0	100%
<b>8 Year Average</b>				<b>99.21%</b>

# CCA Lottery & Waitlist History

Year	Freshman Applicants	Initial Waitlist	Final Waitlist	% Offered Enrollment
2008-09	517	0	0	100%
2009-10	610	102	0	100%
2010-11	635	100	0	100%
2011-12	781	271	221	71.7%
2012-13	599	0	0	100%
2013-14	747	137	137*	81.7%
2014-15	826	126	0	100%
2015-16	856	0	0	100%
			<b>8 Year Average</b>	<b>94.2%</b>

\*Any of these students who re-applied in 2014-15 were admitted.

# LCCHS Lottery & Waitlist History

Year	Freshman Applicants	Initial Waitlist	Final Waitlist	% Offered Enrollment
2008-09	462	0	0	100%
2009-10	596	0	0	100%
2010-11	445	0	0	100%
2011-12	417	0	0	100%
2012-13	457	0	0	100%
2013-14	443	0	0	100%
2014-15	352	0	0	100%
2015-16	382	0	0	100%
			<b>8 Year Average</b>	<b>100%</b>

# TPHS Lottery & Waitlist History

Year	Freshman Applicants	Initial Waitlist	Final Waitlist	% Offered Enrollment
2008-09	613	0	0	100%
2009-10	667	0	0	100%
2010-11	564	0	0	100%
2011-12	568	0	0	100%
2012-13	631	0	0	100%
2013-14	556	0	0	100%
2014-15	418	0	0	100%
2015-16	498	0	0	100%
			<b>8 Year Average</b>	<b>100%</b>

# SDUHSD Lottery & Waitlist History

- 8 Year District Average - Freshmen Admitted to 1st Choice HS = 98.35%
- 8 Year District Average - Freshmen Admitted to Non-Academies = 100%
- 8 Year District Average - Freshmen Admitted to Academies = 96.70%
- Trends in enrollment choices, class size, & enrollment growth will impact the acceptance rate in the future

# California Law & School Enrollment

- Ed Code 35160.5 is the relevant code
- Districts must allow transfers among schools
- If transfer demand exceeds capacity, must employ a random, unbiased process in which all applicants have an equal chance (lottery)
- Legally allowable exceptions in random lottery:
  - Special circumstance involving threat of bodily harm
  - Siblings of current students
  - Sons/Daughters of employees of the school (if resident)
- Law doesn't allow geographic proximity as a priority in a lottery

# CFD's & School Enrollment

- Community Facility District = Mello-Roos
- Seats available to MR students must be at least equal to the percent of school cost funded by MR
- Approximately 45% at CCA/17% at SDHSA
- SDUHSD current practice & Mello-Roos requirements

# Demographic Balance in Schools

- Strongest demographic indicators of school success
  - Household income
  - Parent education level
  - Language fluency
- Perpetuation of school success
- Educational value of demographic diversity



# Enrollment Options - Preface

- Total capacity is not an issue - it's about balancing capacity
- HSESG developed five legal options - narrowed to three after community input meetings
- There is no perfect solution with which everyone will be happy - every option will upset some
- Goal is to find the option that positively impacts the greatest number of students/families
- Program equity among schools is crucial regardless of enrollment policy because choice plays a large role in all options

# Option #1 - Attendance Areas (AA) for all HS's

SDHSA	LCCHS
TPHS	CCA

# Option #2 - Mix of AA & Non-AA Schools

SDHSA  
(Open to all)

LCCHS

TPHS

CCA  
(Open to all)

# Option #3 - Small AA's at Academies

SDHSA

LCCHS

TPHS

CCA

# High School Enrollment Splits

Year	# of Freshmen	% Selecting Academy	Change From Prior Year
2008-09	2098	48.38%	n/a
2009-10	2267	49.05%	0.67
2010-11	2189	53.95%	4.90
2011-12	2278	56.76%	2.81
2012-13	2122	50.71%	-6.05
2013-14	2231	55.18%	4.47
2014-15	2212	64.06%	8.88
2015-16	2347	62.08%	-1.98

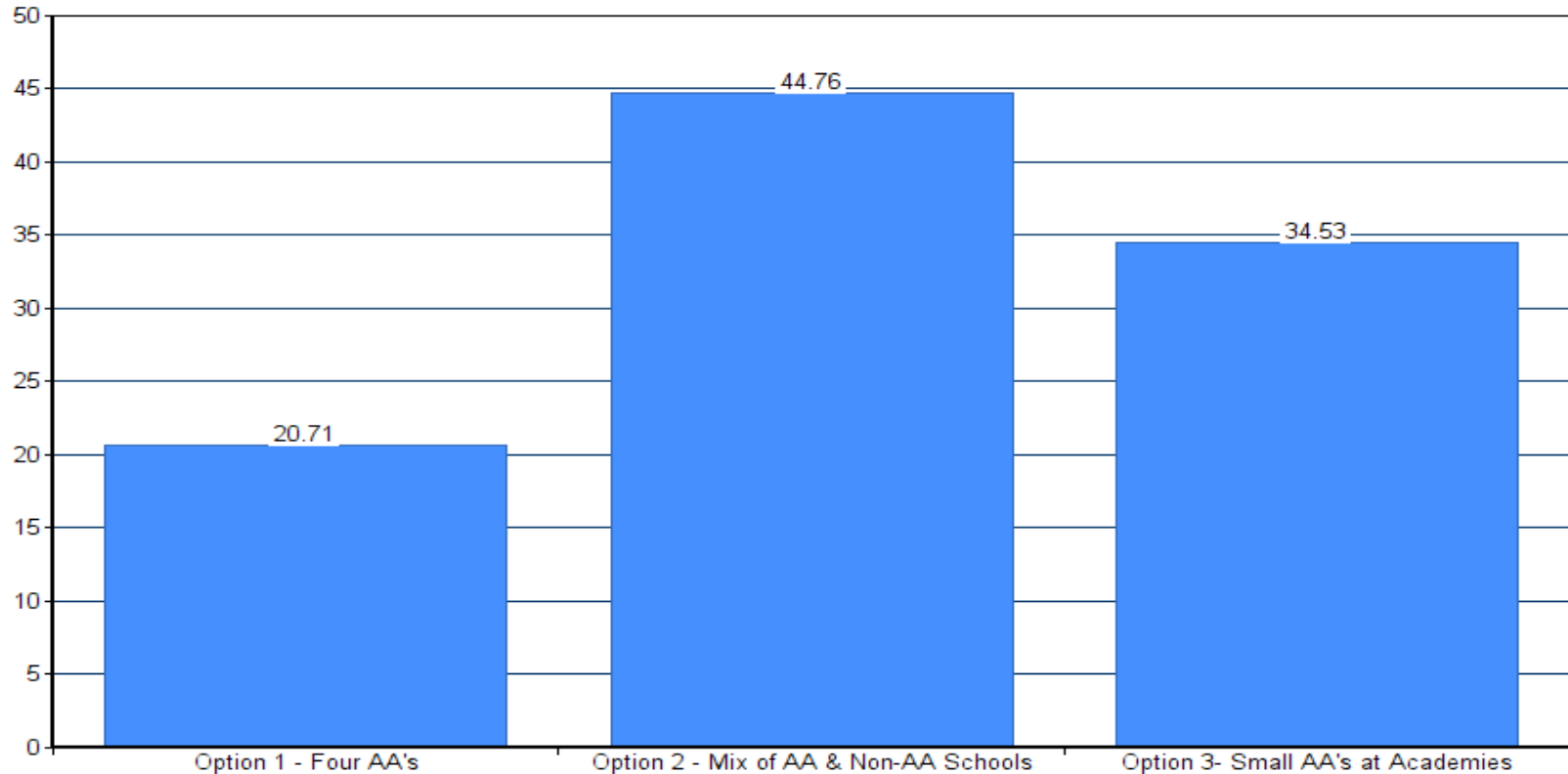
# Factors in School Choice - Student Survey

Factor	SDHSA/CCA Students	TP/LCC Students
Location	5	4
Athletics	8	1
Bell Schedule	1	5
School Culture	2	3
Elective Offerings	4	6
Arts Programs	7	8
Friends	6	7
Academic Reputation	3	2
<p>1 = Most Important, 8 = Least Important                      Common Factors in "Other" Category: Sibling enrollment, "Parents made me"</p>		

# Factors in School Choice - Parent Survey

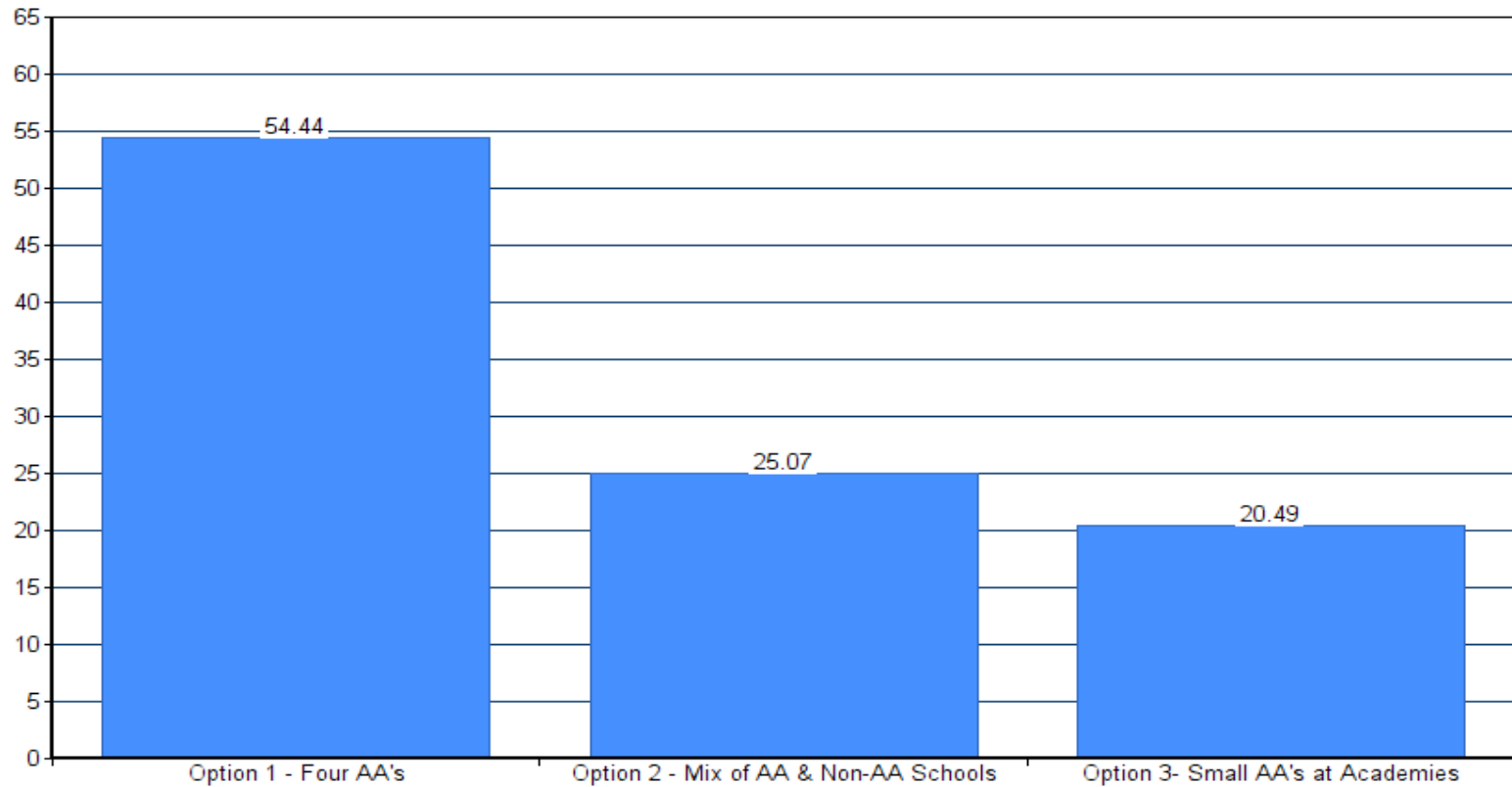
Factor	SDHSA/CCA Parents	TPHS/LCCHS Parents
Location	5	4
Athletics	8	3
Bell Schedule	4	6
School Culture	2	2
Elective Offerings	3	5
Arts Programs	6	8
Friends	7	7
Academic Reputation	1	1
<p>1 = Most Important, 8 = Least Important                      Common Factors in "Other" Category: Sibling enrollment</p>		

# Survey - Percent of "Most Desirable" Rankings

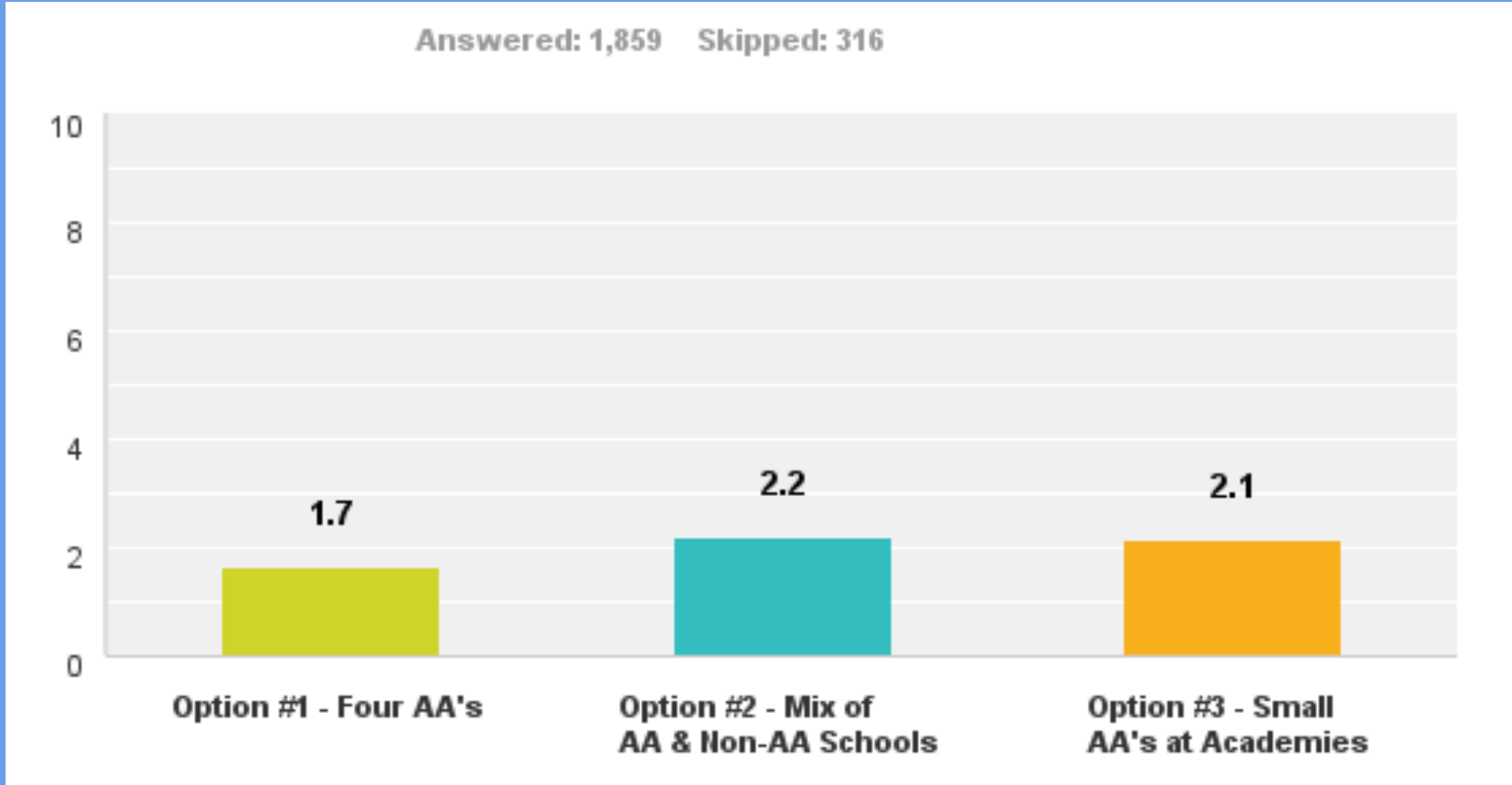




# Survey - Percent of “Least Desirable” Rankings

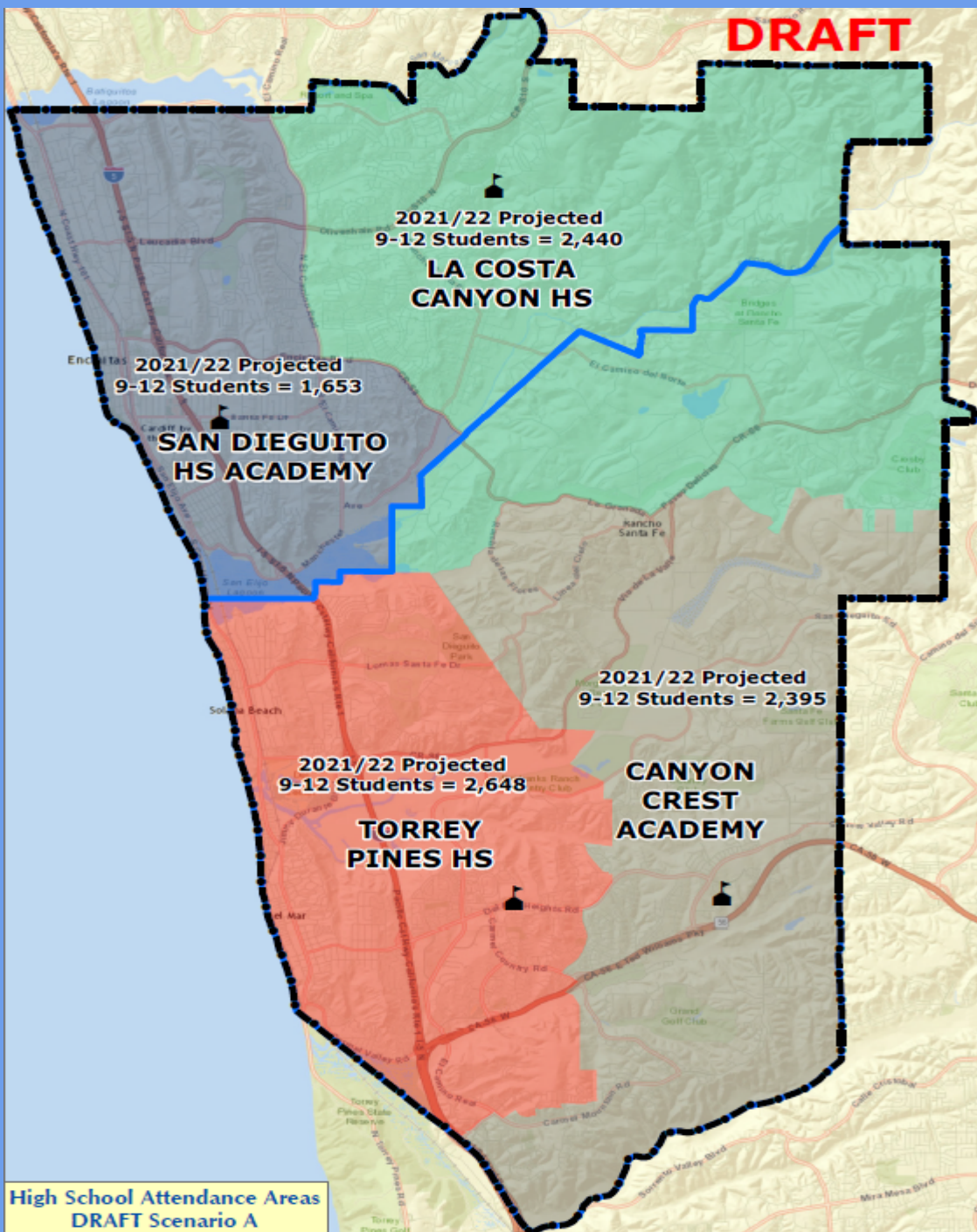


# Survey Input on Options - Weighted Average



# Qualitative Input on Option #1 (4 AA's)

Perceived Benefits	Perceived Drawbacks
<ul style="list-style-type: none"><li>● All guaranteed to attend school relatively close to home while still allowing choice/transfers</li><li>● Neighborhood/community schools</li><li>● Potentially establishes K-12 continuum</li><li>● Shorter commutes/Decreased traffic</li><li>● Ability to walk/bike to school</li><li>● Simplicity/Clarity/Certainty</li><li>● Establishes perception of equality among schools/Fair</li><li>● Balances enrollment</li><li>● New enrollees can attend neighborhood school</li></ul>	<ul style="list-style-type: none"><li>● Decreases choice</li><li>● Neighborhood school might not be best fit for each student</li><li>● Schools more similar/decreases program &amp; diversity among schools</li><li>● Changes unique culture/identity of each school</li><li>● Boundary changes are divisive &amp; difficult - some will inevitably be unhappy with boundaries</li><li>● CFD's &amp; demographics make pure geographic boundaries unlikely</li><li>● Reduces healthy competition</li><li>● Does not solve enrollment demand for Academy schools</li></ul>



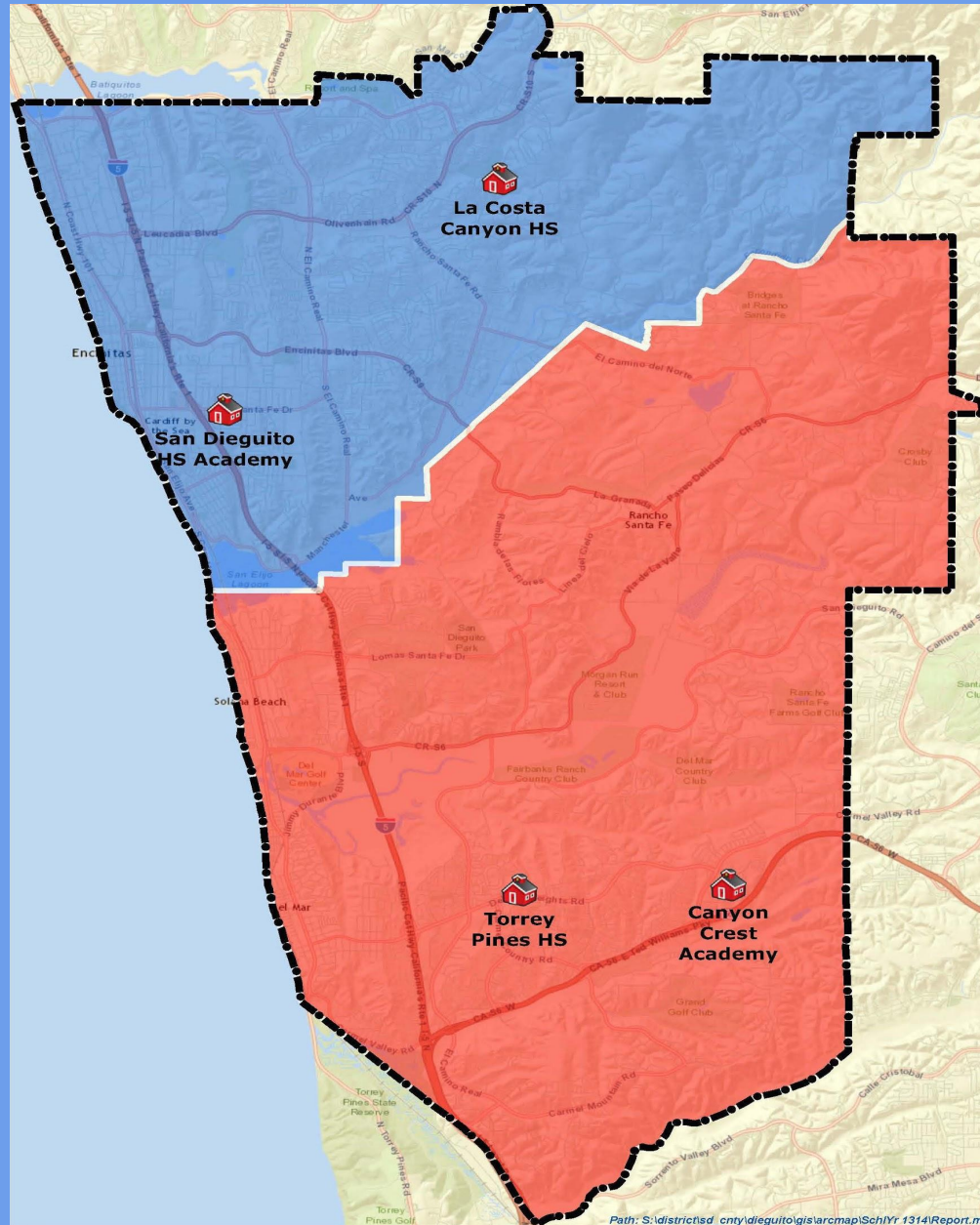
### Option 1 - Four Attendance Areas:

- This map is intended to be an example only, not an actual proposal.
- The AA's depicted in this map were developed based solely upon geography & enrollment, not CFD's & demographics.
- The enrollment depicted in the map is based upon projected enrollment for the 2021-22 school year.

# Qualitative Input on Option #2 (Mix of AA/Non-AA)

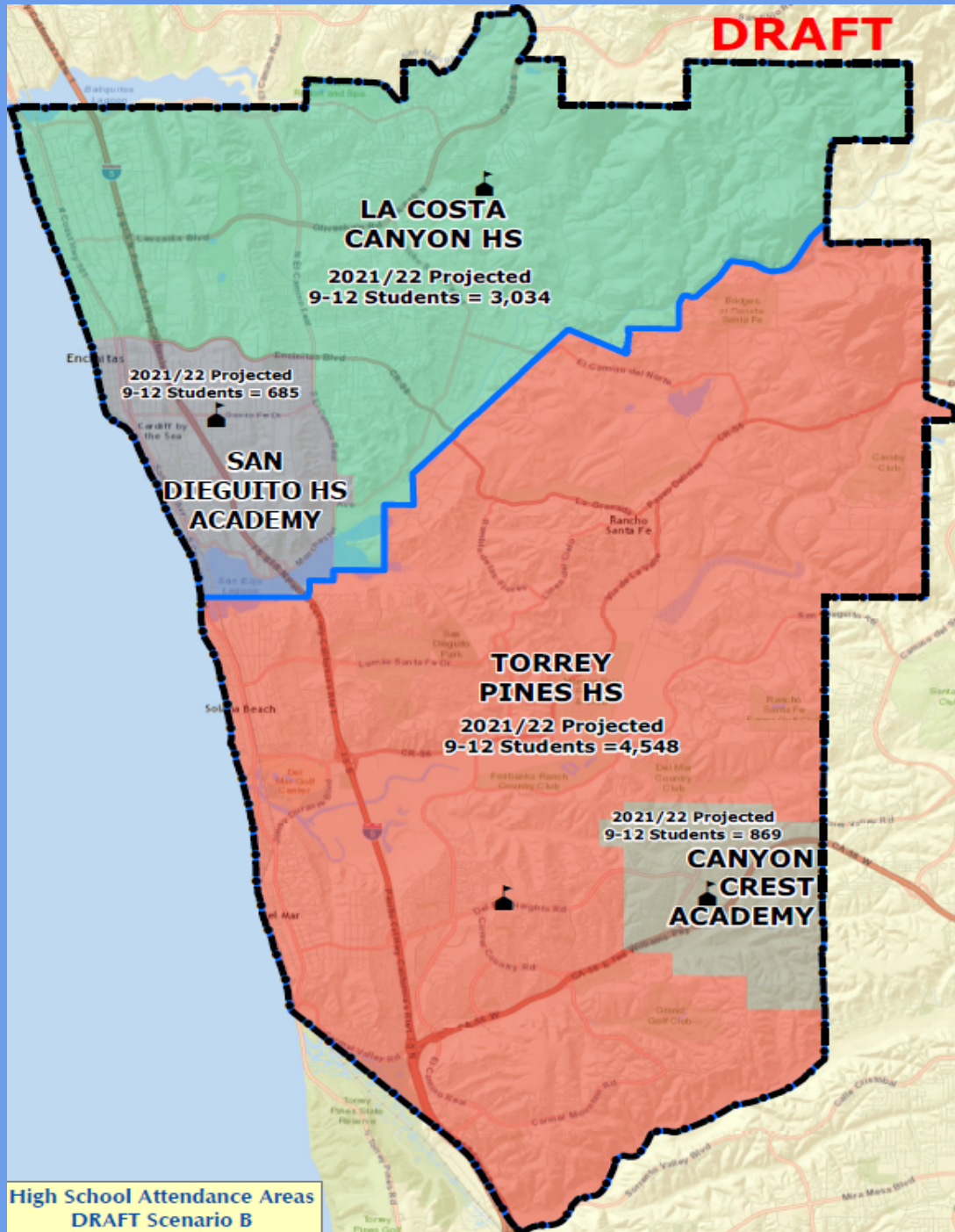
Perceived Benefits	Perceived Drawbacks
<ul style="list-style-type: none"><li>● Allows greatest choice</li><li>● All guaranteed enrollment at a school relatively close to home, although not necessarily closest</li><li>● Current lottery, if needed, is fair to all</li><li>● Allows for unique character &amp; programs in schools</li><li>● Has worked well - no need to change because small group is unhappy</li><li>● Promotes healthy competition &amp; improvement among schools</li><li>● Each student has equal chance to attend the “right fit”</li><li>● Community understands/expects it</li><li>● Provides diversity in student bodies</li></ul>	<ul style="list-style-type: none"><li>● Some students don’t get top choice</li><li>● Students may not be able to attend the school closest to their home forcing longer commutes/burden on families</li><li>● More difficult to balance enrollment - popular schools get overcrowded</li><li>● Doesn’t guarantee CCA for those paying CFD</li><li>● Creates a sense of elitism at Academies</li><li>● Anxiety over choice/lottery</li><li>● Leaves some sub-communities without “neighborhood schools”</li></ul>

# Option 2 - Current LCCHS/TPHS Attendance Areas ITEM 2



# Qualitative Input on Option #3 (Small AA's)

Perceived Benefits	Perceived Drawbacks
<ul style="list-style-type: none"><li>● Gives priority to those who live nearby an Academy while maintaining choice for others</li><li>● Students within small AA's can still transfer out</li><li>● All are guaranteed to attend a school relatively close to home</li><li>● Allows kids to walk/bike to school</li><li>● Fair to those closest to an Academy</li><li>● Maintains unique cultures/programs at each school</li></ul>	<ul style="list-style-type: none"><li>● Small AA's would be arbitrary based upon geography (1 mile) or enrollment target</li><li>● No matter where AA boundaries are drawn, those just outside will be unhappy</li><li>● Creates a system of "haves &amp; have nots" around Academies - Elitist</li><li>● Not fair to <u>all</u> students regardless of where they live</li><li>● Decreases choice for those outside of AA's - greater chance of lottery &amp; wait lists - more discontent</li><li>● Could impact property values (+/-)</li><li>● Short-sighted given likelihood of enrollment shifts in future - will have to adjust boundaries</li><li>● Still doesn't guarantee all kids get top choice - just changes who is unhappy, solves nothing</li><li>● If some kids will inevitably not get top choice, should be based upon random selection, not geography &amp; economics</li></ul>



### Option 3 - Small AA's at Academies:

- This map is intended to be an example only, not an actual proposal.
- The small AA's depicted in this map were developed to address geographic proximity & to yield 30-35% of each Academy's capacity. CFD's & demographics were not considered.
- The enrollment depicted in the map is based upon projected enrollment for the 2021-22 school year.



# Questions, Comments, Discussion